

JustGo Instructions

*Note: In order to take part in any GAA related activity, **YOU** must set up your profile and register through JustGo. Our committee is here to help you, but it is also up to you to make sure that you have registered. Please follow the instructions below:

New to JustGo:

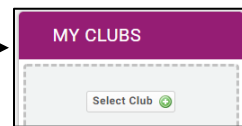
1. Follow this link to register and set up your profile for registration:

<https://cgaa.justgo.com/>

2. Create your account using your personal email address. Your username will be your email.


3. Once logged in:

- a. Add your club



4. Now it's time to set up your profile

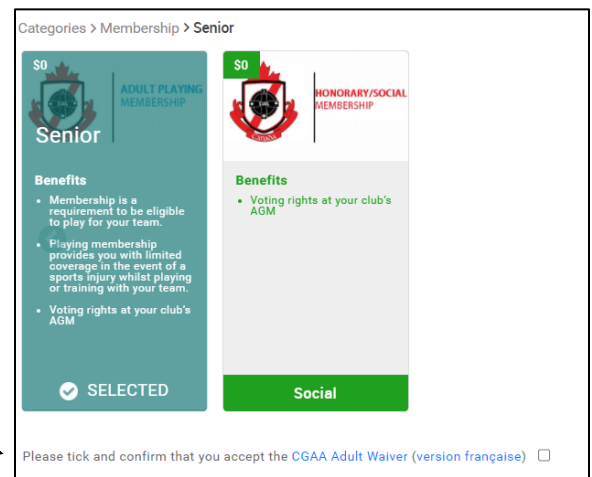
My Profile > Enter your personal information



Member License > Select type of Membership Licence Types:

- Adult Participant
- Adult Non-Participant (ie. Social Member)
- Youth (will only show if under age 19)

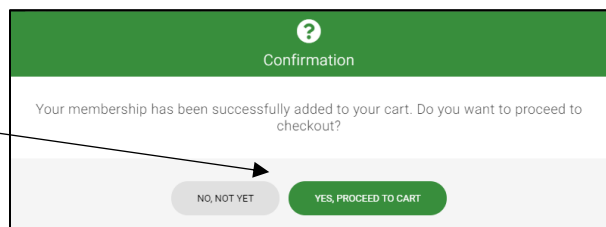
Once you click on your membership, you will see a check box below to sign the waiver



Click "Finish"



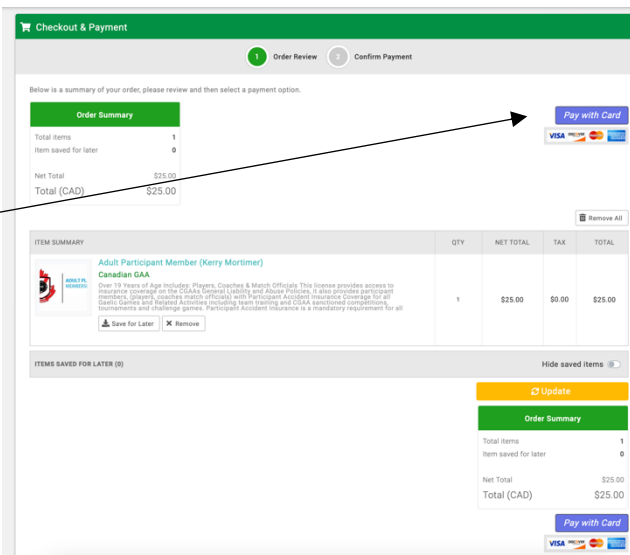
You will be brought to a page like this:
Click "Yes, Proceed to Cart"



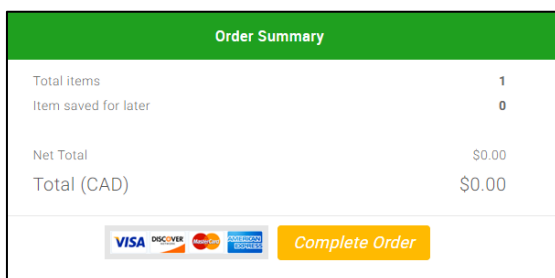
You will see the Order Summary
Click on *Pay with Card*

Pay with Card

Enter your credit card details
And select Pay.



Press **“Complete Order**
You’re all set up!



On your profile you should also upload relevant qualifications and credentials:

- Certificates (referee and/or coaching), into the qualifications section of your profile
- Criminal Record Checks into the credentials section of your profile
- Club documents (if you are a Club Administrator)